
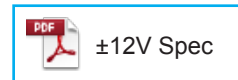



HC-PFG



- Rated current 3A ~ 30A
- Well isolated for European Standards
- Superior noise-resistance
- Small mounting surface (SIP type)
- Single-power supplies also available
- For additional ±15V and ±12V products, contact sales@dgseals.com or click below

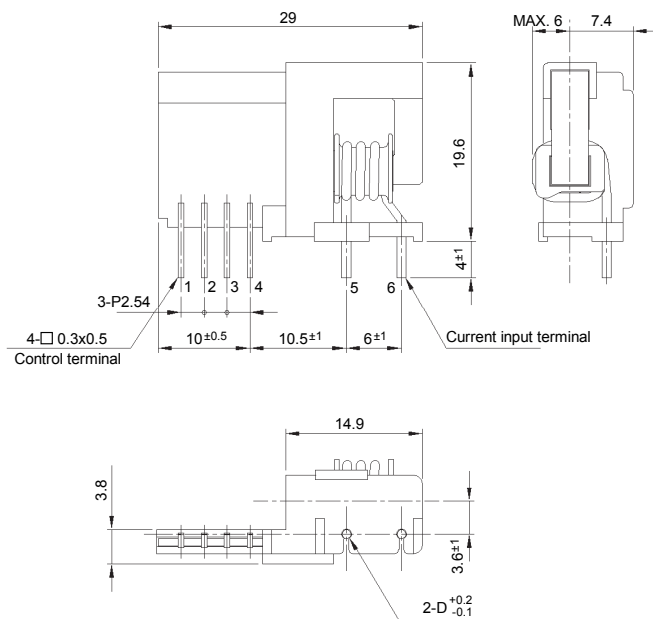


Applications

Inverters, Servo drivers, NC machine tools

Dimensions

(mm)



Dimensions of Current Input Terminals

Size of primary winding	Width D
Φ0.5	Φ0.5
Φ0.6	Φ0.6
Φ0.8	Φ0.8
Φ1.0	Φ1.0
Φ1.1	Φ1.1
Φ1.3	Φ1.3

- Terminal No. 1 - (-) terminal
 2 - GND
 3 - (+) terminal
 4 - Output
 5 - (-) input
 6 - (+) input

Weight : 6g

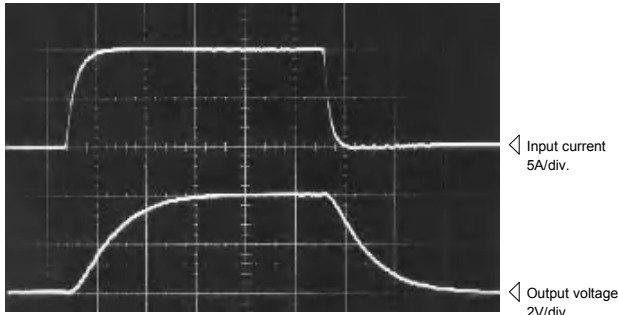
Specification Ta=25°C

Type	HC-PFG03V4B15	HC-PFG05V4B15	HC-PFG10V4B15	HC-PFG20V4B15	HC-PFG30V4B15
Rated current [If]	±3A	±5A	±10A	±20A	±30A
Continuously flowing DC current	±5A	±8.8A	±8.8A	±23.3A	±23.3A
Saturation current [Is]	±9A	±15A	±30A	±60A	±75A
Linearity limits	0~±7.5A	0~±12.5A	0~±25A	0~±60A	0~±62.5A
Size of primary winding	Φ0.6	Φ0.8	Φ0.8	Φ1.3	Φ1.3
Turns	16	10	5	2	2
Rated output [Vh]	±4V±2% (RL=10kΩ)				
Residual output [Vo]	Within ±100mV				
Output linearity	Within ±1%				
Response time	Within 10μs (at di/dt=If/μs)				
Response performance	Within 10%				
Hysteresis voltage range	Within 100mV				
Output Temp. Coef.	Within ±0.1%/°C				
Residual output Temp. Coef.	Within ±3mV/°C				
Control power supply	±15V±5%				
Consumption current	Within 30mA				
Operating Temp.	-10°C~+80°C				
Storage Temp.	-15°C~+85°C				
Dielectric withstand voltage	2500V AC 50/60Hz 1minute				
Insulation resistance	Not less than 500MΩ 500V DC				

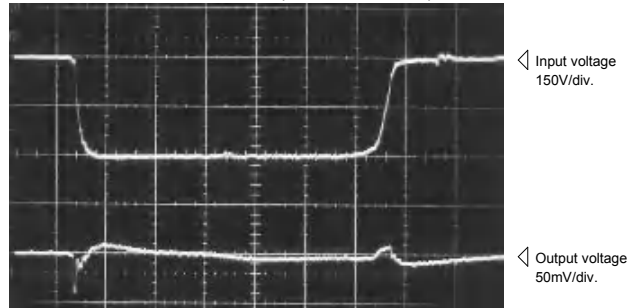
Note1) The indicated residual voltage is the one after the core hysteresis is removed.

Characteristics chart HC-PFG10V4B15 5μs/div. Time base


Pulse current response characteristic



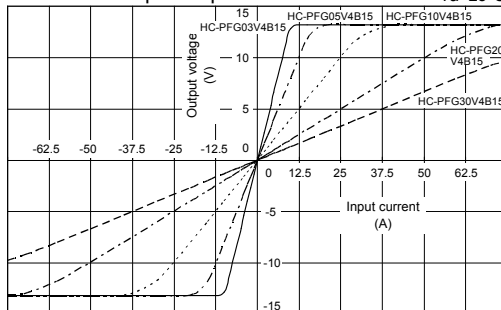
Noise characteristics (Effects of dv/dt)



Noise characteristics (Effects of impulse noise)



Input/output characteristics Ta=25°C



Note: The marks "◁" means 0V or 0A.