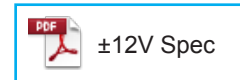
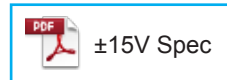


**HC-MN**



- Rated current 300A ~ 3000A
- Superior noise-resistance
- Screw type control terminals also available
- Single-power supplies also available
- For additional ±15V and ±12V products, contact sales@dgseals.com or click below

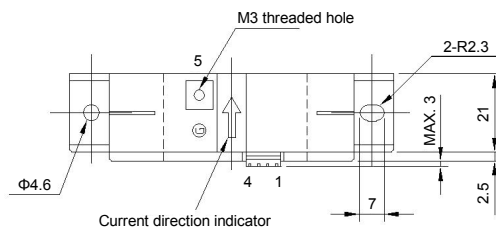


**Applications**

Inverters, Power supply equipment, Uninterruptible power supply (UPS), NC machine tools, Welders

**Dimensions**

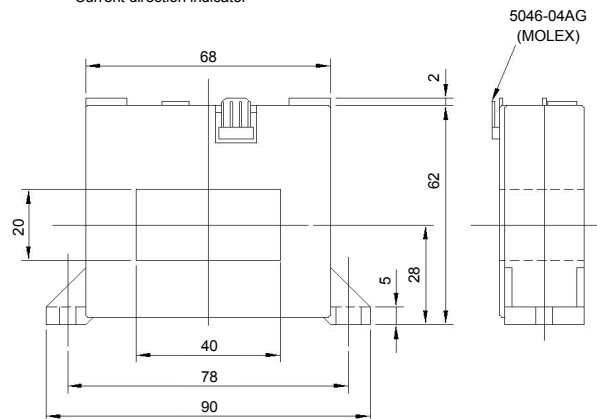
(mm)



Supported connector housing  
 5051-04 (MOLEX)

- Terminal No.
- 1 - (+) terminal
  - 2 - (-) terminal
  - 3 - Output
  - 4 - GND
  - 5 - Shield

Weight : 200g



General tolerance: ±0.5

Specification

Ta=25°C

Type	HC-MN300V4B15	HC-MN600V4B15	HC-MNE10V4B15	HC-MNE15V4B15	HC-MNE30V4B15
Rated current [If]	±300A	±600A	±1000A	±1500A	±3000A
Saturation current [Is]	±900A	±1200A	±2400A	±2400A	±5000A
Linearity limits	0~±900A	0~±1000A	0~±2100A	0~±2100A	0~±4500A
Rated output [Vh]	±4V±1%				±4V±2%
Residual output [Vo]	Within ±30mV				
Output linearity	Within ±1%				
Response time	Within 10μs (at di/dt=100A/μs)				
Response performance	Within 10%				
Hysteresis voltage range	Within 30mV				
Output Temp. Coef.	Within ±0.1%/°C				
Residual output Temp. Coef.	Within ±1mV/°C				
Control power supply	±15V±5%				
Consumption current	Within 30mA		Within 50mA		
Operating Temp.	-10°C~+80°C				
Storage Temp.	-15°C~+85°C				
Dielectric withstand voltage	2500V AC 50/60Hz 1minute				
Insulation resistance	Not less than 500MΩ 500V DC				

Note1) The indicated rated output is the one when no load is applied.

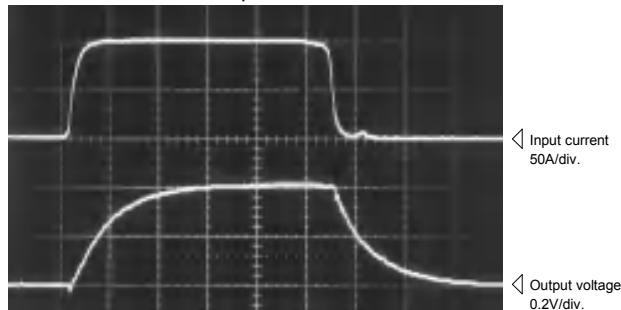
Note2) The indicated residual voltage is the one after the core hysteresis is removed.

Characteristics chart


HC-MNE10V4B15

5μs/div. Time base


Pulse current response characteristic



Noise characteristics (Effects of dv/dt)

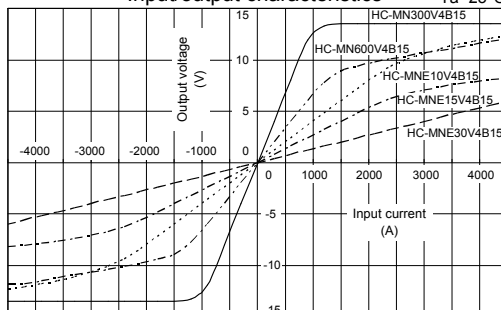


Noise characteristics (Effects of impulse noise)



Input/output characteristics

Ta=25°C



Note: The marks "◁" means 0V or 0A.